


SpinNet

ANDO
TECHNIK
Tel.: 040/8224565-0
www.ando-technik.com

SpinNet

For Greenhouses, Nurseries,
Net-houses & Cooling Systems

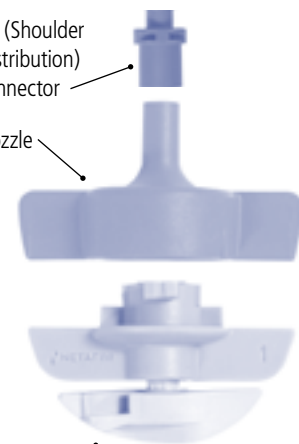
- Bridgeless micro-sprinkler (no dripping)
- Flat and high trajectory
- Full overlap or strip irrigation
- Excellent distribution uniformity
- Acid resistant (AA)



SpinNet parts

SD (Shoulder
Distribution)
connector

Nozzle



- Green swivel for extensive full overlap irrigation
- Green swivel with SD for strip irrigation
- Gray swivel for full overlap with flat trajectory

SpinNet • Working pressure: 2.0 - 3.0 bar • Filtration: 120 mesh

Model	Color code	Pressure	Flow	Nozzle Ø	Wetted Ø	Trajectory	Wetted Ø	Trajectory
		(bar)	(l/h)	(mm)	gray flat swivel (m)*	height above head (cm)	green swivel (m)*	height above head (cm)
		2.0	62					
70	Black	2.5	70	1.07	6.00	19	7.50	37
		3.0	76					
		2.0	68					
SD120/70	Red/Red	2.5	74	1.29	7.50	20	7.50	24
		3.0	79					
		2.0	81					
90	Orange	2.5	91	1.22	7.00	25	8.00	34
		3.0	100					
		2.0	87					
SD160/90	Brown/Brown	2.5	90	1.50	7.50	15	8.00	20
		3.0	100					
		2.0	87					
SD200/90	Yellow/Yellow	2.5	94	1.50	7.00	15	8.00	20
		3.0	100					
		2.0	110					
120	Red	2.5	123	1.44	8.50	25	9.00	41
		3.0	135					
		2.0	118					
SD200/120	Yellow	2.5	128	1.71	7.50	15	9.00	26
		3.0	137					
		2.0	159					
160	Brown	2.5	178	1.76	8.50	18	9.00	28
		3.0	195					
		2.0	180					
200	Yellow	2.5	202	1.86	9.00	25	10.00	28
		3.0	220					

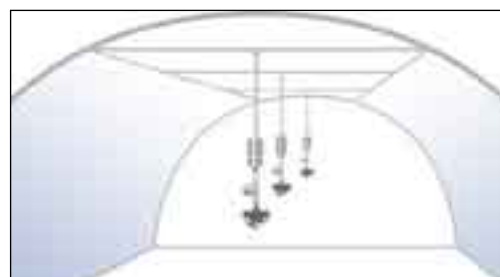
* 180 cm. height above crop at 2.0 bar

035

			-			-	
Inlet conn. Male, press fit	Swivel	Flow		Stand* assembly	Connector to lateral pipe		Accessories
	Flat.....1 SD.....2	70 l/h.....070 90 l/h.....090 120 l/h.....120 160 l/h.....160 SD120/70.....12070 SD160/90.....16090 SD200/120 . 200120 SD200/90.....20090		UD stand 00 UD stand, microtube 15 cm + stabilizer 15 UD stand, microtube 30 cm + stabilizer 32 UD stand, microtube 60 cm + stabilizer 35	Male/barb (2 parts) to PE pipe 1 Male/threaded 3/ 8" conic (2 parts) to PVC pipe 2 Barb/barb (1 part) to PE pipe. 8		Anti Drain valve 1.5/0.76 Anti Drain valve 2.0/0.97 Anti Drain valve 3.0/1.58

* Standard micro-tube:
SSPE 4*6.5 ()

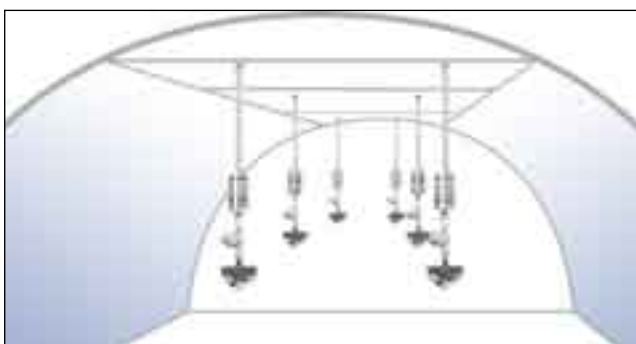
Single line irrigation in tunnel or greenhouse bay width 3.0-8.0 m



Model	Swivel	Nozzle	Pressure (bar)	Distance between sprinklers (m)	Strip Width (m)	CU (%)	DU (%)	SC (5%)	Precipitation	Height (m)
Single line irrigation of 3.00 m tunnel or greenhouse bay										
SpinNet SD	Green	120/70	2.00	1.50	3.00	92%	90%	1.2	6.7	1.50
SpinNet SD	Green	120/70	2.00	1.00	3.00	97%	95%	1.1	10.1	1.50
SpinNet SD	Green	160/70	2.00	0.80	3.00	95%	93%	1.1	13.5	1.50
SpinNet SD	Gray	160/70	2.50	0.70	3.00	97%	95%	1.1	16.5	1.50
SpinNet SD	Gray	160/70	2.00	0.80	3.00	95%	95%	1.1	20.3	0.90
4.00 m tunnel or greenhouse bay										
SpinNet SD	Green	120/70	2.00	1.40	4.00	91%	87%	1.1	7.0	1.50
SpinNet SD	Green	120/70	2.00	1.00	4.00	95%	92%	1.1	9.9	1.50
SpinNet SD	Gray	160/70	2.50	0.80	4.00	97%	95%	1.1	15.0	1.80
SpinNet SD	Gray	200/120	2.50	1.10	4.00	91%	86%	1.2	20.1	1.80
SpinNet SD	Green	200/120	2.00	0.80	4.00	91%	91%	1.1	20.1	1.50
Single line irrigation of 5.00 m tunnel or greenhouse bay										
SpinNet SD	Green	120/70	2.00	1.20	5.00	94%	90%	1.1	8.0	3.00
SpinNet SD	Green	120/70	2.00	1.00	5.00	95%	91%	1.1	10.0	2.50
SpinNet SD	Green	200/120	2.00	1.20	5.00	92%	89%	1.1	13.3	1.50
SpinNet SD	Green	200/120	2.00	1.00	5.00	93%	91%	1.1	16.0	1.50
SpinNet SD	Green	200/120	2.00	0.80	5.00	93%	92%	1.1	20.0	1.50
Single line irrigation of 6.00 m tunnel or greenhouse bay										
SpinNet SD	Green	120/70	2.00	1.10	6.00	93%	90%	1.1	8.5	3.00
SpinNet SD	Green	160/90	2.50	1.40	6.00	93%	90%	1.1	10.0	1.50
SpinNet SD	Green	160/90	2.50	1.10	6.00	95%	92%	1.1	12.0	1.80
SpinNet SD	Green	200/120	2.00	1.00	6.00	93%	92%	1.1	15.0	1.80
SpinNet SD	Green	200/120	2.50	1.00	6.00	91%	90%	1.1	16.3	1.80
Single line irrigation of 6.40 m tunnel or greenhouse bay										
SpinNet SD	Green	120/70	2.00	1.20	6.40	93%	90%	1.1	8.1	2.50
SpinNet SD	Green	200/120	2.00	1.50	6.40	92%	90%	1.1	10.0	1.80
SpinNet SD	Green	160/90	2.50	1.10	6.40	95%	92%	1.1	12.0	1.80
SpinNet SD	Green	200/120	2.00	1.00	6.40	93%	92%	1.1	15.0	1.80
SpinNet SD	Green	200/90	2.00	0.70	6.40	91%	89%	1.1	19.1	2.00
Single line irrigation of 7.00 m tunnel or greenhouse bay										
SpinNet SD	Green	120/70	2.00	1.30	7.00	93%	89%	1.1	7.5	2.50
SpinNet SD	Green	160/90	2.00	1.20	7.00	95%	93%	1.1	10.1	3.00
SpinNet SD	Green	160/90	2.00	1.00	7.00	94%	89%	1.1	12.6	2.00
SpinNet SD	Green	200/120	2.00	1.00	7.00	89%	89%	1.1	15.5	3.00
SpinNet SD	Green	200/90	2.00	0.70	7.00	90%	85%	1.1	18.7	2.00
Single line irrigation of 8.00 m tunnel or greenhouse bay										
SpinNet SD	Green	120/70	2.00	1.30	8.00	93%	89%	1.1	7.0	3.00
SpinNet SD	Green	160/90	2.00	1.00	8.00	95%	92%	1.1	12.0	3.00
SpinNet SD	Green	200/120	2.00	1.00	8.00	88%	83%	1.2	15.0	3.00

Note: All distribution uniformities results are in laboratory conditions according to Winspace method.

Double line irrigation in tunnel or greenhouse bay width 8.0-14.0 m



Model	Swivel	Nozzle	Pressure (bar)	Distance between sprinklers (m)	Distance between lines (m)	Strip Width (m)	CU (%)	DU (%)	SC (5%)	Precipitation	Height (m)
Double line irrigation of 7.00 m tunnel or greenhouse bay											
SpinNet SD	Gray	200/90	2.50	1.00	5.10	7.00	90%	88%	1.2	19.50	1.50
SpinNet SD	Gray	200/90	2.50	1.00	5.20	7.00	91%	88%	1.2	19.30	1.50
Double line irrigation of 8.00 m tunnel or greenhouse bay											
SpinNet SD	Gray	120/70	2.50	1.70	5.20	8.00	89%	88%	1.1	8.00	1.80
SpinNet SD	Gray	120/70	2.50	1.10	5.40	8.00	92%	89%	1.1	12.00	1.80
SpinNet SD	Gray	120/70	2.50	1.00	5.00	8.00	90%	89%	1.1	14.00	1.50
SpinNet SD	Gray	200/90	2.50	1.00	5.30	8.00	92%	88%	1.1	18.90	1.50
Double line irrigation of 9.00 m tunnel or greenhouse bay											
SpinNet SD	Green	160/90	2.00	1.20	7.20	9.00	93%	91%	1.1	10.70	2.00
SpinNet SD	Gray	120/70	2.50	1.10	5.40	9.00	92%	88%	1.1	12.00	1.50
SpinNet SD	Green	160/90	2.00	1.00	7.30	9.00	91%	90%	1.1	15.50	1.80
SpinNet SD	Gray	200/120	2.50	1.10	5.70	9.00	92%	88%	1.1	20.80	1.80
Double line irrigation of 10.00 m tunnel or greenhouse bay											
SpinNet SD	Green	160/90	2.00	1.40	7.10	10.00	93%	89%	1.1	9.20	2.00
SpinNet SD	Green	160/90	2.00	1.50	7.40	10.00	91%	89%	1.1	10.20	1.80
SpinNet SD	Green	160/90	2.00	1.20	7.40	10.00	91%	90%	1.1	12.70	1.80
Double line irrigation of 12.00 m tunnel or greenhouse bay											
SpinNet SD	Green	160/90	2.00	1.40	7.20	12.00	92%	88%	1.1	9.10	2.00
SpinNet SD	Green	160/90	2.50	1.10	7.30	12.00	95%	92%	1.1	12.00	1.80
SpinNet SD	Green	200/120	2.00	0.80	7.00	12.00	90%	90%	1.1	19.50	1.80
Double line irrigation of 14.00 m tunnel or greenhouse bay											
SpinNet SD	Green	160/90	2.50	1.40	7.40	14.00	93%	89%	1.1	9.30	1.80
SpinNet SD	Green	160/90	2.50	1.10	7.30	14.00	95%	92%	1.1	12.00	1.80
SpinNet SD	Green	160/90	2.50	0.80	7.00	14.00	93%	91%	1.1	16.70	1.80
SpinNet SD	Green	160/90	2.50	0.70	7.00	14.00	92%	90%	1.1	19.20	1.80

Note: All distribution uniformities results are in laboratory conditions according to Winspace method.

Full house irrigation



Model	Swivel	Nozzle boquilla	Sprinkler position	Pressure (bar)	Distance between sprinklers (m)	Distance between lines (m)	CU %	DU %	SC (5%)	Precipitation (mm/h)	Height (m)
SpinNet	Green	160	Triangular	2.50	5.50	5.10	93%	90%	1.1	5.20	1.80
SpinNet	Green	200	Triangular	2.00	5.90	5.10	94%	90%	1.1	5.50	1.80
SpinNet	Green	70	Rectangular	2.00	2.30	4.90	93%	91%	1.1	5.00	1.80
SpinNet	Gray	90	Rectangular	2.50	3.50	4.00	91%	89%	1.1	6.00	1.80
SpinNet	Green	200	Triangular	2.00	5.50	5.00	96%	95%	1.1	6.00	1.80
SpinNet	Green	120	Rectangular	2.00	5.30	2.60	95%	93%	1.1	7.00	1.80
SpinNet	Green	120	Rectangular	2.00	2.60	5.30	95%	93%	1.1	7.00	1.80
SpinNet	Green	120	Rectangular	2.00	2.40	4.50	96%	94%	1.1	9.00	1.80
SpinNet	Green	120	Rectangular	2.00	4.20	2.30	95%	92%	1.1	10.00	1.80
SpinNet	Green	120	Rectangular	2.00	2.30	4.20	95%	92%	1.1	10.00	1.80
SpinNet	Green	120	Rectangular	2.00	2.00	4.00	94%	91%	1.1	12.10	1.80
SpinNet	Gray	160	Triangular	2.50	3.30	4.00	94%	92%	1.1	12.10	1.80
SpinNet	Gray	120	Rectangular	3.00	3.50	2.60	93%	90%	1.1	14.00	1.80
SpinNet	Gray	120	Rectangular	3.00	2.60	3.50	93%	90%	1.1	14.00	1.80
SpinNet	Gray	120	Rectangular	3.00	2.40	3.80	93%	90%	1.1	14.00	1.80
SpinNet	Gray	200	Triangular	2.50	4.00	3.50	91%	90%	1.1	14.00	1.80
SpinNet	Gray	200	Triangular	2.50	3.40	4.10	92%	90%	1.1	14.00	1.80
SpinNet	Gray	200	Triangular	2.50	3.10	4.50	92%	90%	1.1	14.00	1.80
SpinNet	Gray	160	Triangular	2.50	5.20	2.20	94%	90%	1.1	14.00	1.80
SpinNet	Gray	160	Triangular	2.50	4.40	2.60	94%	90%	1.1	14.00	1.80
SpinNet	Green	160	Triangular	2.50	2.20	3.80	92%	91%	1.1	17.50	1.80
SpinNet	Gray	200	Triangular	2.50	3.10	3.60	94%	92%	1.1	17.50	1.80

Note: All distribution uniformities results are in laboratory conditions according to Winspace method.